

AI-39543

4.

DRAINAGE DISTRICT

Meeting Date: 07/30/2013

Submitted For: Paul Villarreal Jr. RTA

Submitted By: Neida Chavana, TAX OFFICE

Department: TAX OFFICE

Information

CAPTION

As required by Section 31.10 (b) of the Property Tax Code, Approval of Annual Report for all property taxes collected for the year ending June 30, 2013.

BACKGROUND

Attachments

Annual Report

Form Review

Inbox	Reviewed By	Date
Budget & Management	Obdett Calzada	07/03/2013 01:13 PM
Olga Garza	Olga Garza	07/19/2013 03:33 PM
Final Approval	Monica Badillo	07/25/2013 02:59 PM
Form Started By: Neida Chavana		Started On: 07/03/2013 10:46 AM
	Final Approval Date: 07/25/2013	

DRAINAGE DIST #01
ANNUAL TAX COLLECTION REPORT

JULY 01, 2012 THRU JUNE 30, 2013

TABLE OF CONTENTS

PART 1 ANNUAL TAX COLLECTIONS REPORT
PART 2 CURRENT COLLECTIONS REPORT
PART 3 DELINQUENT COLLECTIONS REPORT
PART 4 RECAP REPORT
PART 5 REMITTANCES

PABLO "PAUL" VILLARREAL JR.
TAX ASSESSOR/COLLECTOR
2804 S. BUS. HWY 281
EDINBURG, TEXAS 78539

**PABLO "PAUL" VILLARREAL JR., TAX ASSR & COLL
HIDALGO COUNTY DRAINAGE DISTRICT #1 ANNUAL TAX REPORT
JULY 01, 2012 THRU JUNE 30, 2013**

TAX COLLECTIONS	BASE	PEN & INT	ATTY FEE
CURRENT	18,440,637.14	217,313.55	1,301.64
DELINQUENT	1,258,850.64	444,685.04	242,854.87
ROLLBACK	31,475.08	910.94	297.35
TOTALS	19,730,962.86	662,909.53	244,453.86
TOTAL COLLECTED 2012-2013 DRAINAGE DISTRICT #1			20,638,326.25

DISBURSEMENTS	
ATTORNEY FEES	244,453.86
COMMISSIONS & COSTS	201,754.74
HCAD RENDITON PENALTY FEE	944.23
CURRENT YEAR REFUNDS	(18,776.56)
PRIOR YEAR REFUNDS	(47,005.17)
TOTAL REFUNDS NETTED FROM TAX COLLECTIONS	(65,781.73)

RECAP


TOTAL CURRENT/DELINQUENT/ROLLBACK BASE	19,730,962.86
TOTAL PENALTY & INTEREST	662,909.53
TOTAL TAX COLLECTIONS	20,393,872.39
TOTAL ATTORNEY FEES	244,453.86
TOTAL	20,572,544.52
LESS REFUNDS DISBURSED THRU FISCAL YEAR	(65,781.73)
TOTAL COLLECTED 2012/2013	20,638,326.25
LESS COMM. & COSTS, HCAD REND. PENALTY FEE	202,698.97
TOTAL REVENUE DISBURSED TO DRAINAGE DISTRICT #1	20,435,627.28
TOTAL DISBURSED 2012-2013 DRAINAGE DISTRICT #1	20,638,326.25

DIFF. -

AFFIDAVIT


I, PABLO "PAUL" VILLARREAL JR., TAX ASSESSOR-COLLECTOR OF TAXES FOR DRAINAGE DISTRICT #1, DO SOLEMNLY SWEAR THAT THE ABOVE STATEMENT OF TAXES COLLECTED BY ME FOR THE FISCAL YEAR ENDING 2012-2013 IS CORRECT.

ASSESSOR- COLLECTOR OF TAXES FOR DRAINAGE DISTRICT #1



SWORN AND SUBSCRIBED BEFORE ME THIS 15TH DAY OF JULY 2013

NOTARY PUBLIC, HIDALGO COUNTY, TEXAS



YEAR	FUND	TAX RATE	LEVY PAID	DISCOUNT GIVEN	PENALTY INTEREST	TIF AMOUNT	DISBURSE TOTAL	ATTORNEY	OTHER FEES	REFUND AMOUNT	PAYMENT AMOUNT
2012	M & O	.045400	11,162,726.71	.00	131,547.90	.00	11,294,274.61	1,301.64	.00	.00	11,295,576.25
	I & S	.029600	7,277,910.43	.00	85,765.65	.00	7,363,676.08	.00	.00	.00	7,363,676.08
	TOTAL	.075000	18,440,637.14	.00	217,313.55	.00	18,657,950.69	1,301.64	.00	.00	18,659,252.33
2011	M & O	.044100	422,897.07	.00	89,774.14	.00	512,671.21	120,781.17	.00	.00	633,452.38
	I & S	.029200	280,012.57	.00	59,443.81	.00	339,456.38	.00	.00	.00	339,456.38
	TOTAL	.073300	702,909.64	.00	149,217.95	.00	852,127.59	120,781.17	.00	.00	972,908.76
2010	M & O	.044700	149,751.08	.00	51,714.55	.00	201,465.63	47,237.60	.00	.00	248,703.23
	I & S	.027800	93,132.70	.00	32,162.83	.00	125,295.53	.00	.00	.00	125,295.53
	TOTAL	.072500	242,883.78	.00	83,877.38	.00	326,761.16	47,237.60	.00	.00	373,998.76
2009	M & O	.044900	87,041.31	.00	40,325.75	.00	127,367.06	29,527.04	.00	.00	156,894.10
	I & S	.027600	53,505.29	.00	24,788.54	.00	78,293.83	.00	.00	.00	78,293.83
	TOTAL	.072500	140,546.60	.00	65,114.29	.00	205,660.89	29,527.04	.00	.00	235,187.93
2008	M & O	.042000	45,657.45	.00	26,716.86	.00	72,374.31	17,245.82	.00	.00	89,620.13
	I & S	.028000	30,438.66	.00	17,811.21	.00	48,249.87	.00	.00	.00	48,249.87
	TOTAL	.070000	76,096.11	.00	44,528.07	.00	120,624.18	17,245.82	.00	.00	137,870.00
2007	M & O	.040000	26,036.19	.00	17,986.15	.00	44,022.34	7,644.19	.00	.00	51,666.53
	I & S	.009200	5,988.40	.00	4,136.87	.00	10,125.27	.00	.00	.00	10,125.27
	TOTAL	.049200	32,024.59	.00	22,123.02	.00	54,147.61	7,644.19	.00	.00	61,791.80
2006	M & O	.041300	15,469.90	.00	12,618.47	.00	28,088.37	3,949.50	.00	.00	32,037.87
	I & S	.000000	.00	.00	.00	.00	.00	.00	.00	.00	.00
	TOTAL	.041300	15,469.90	.00	12,618.47	.00	28,088.37	3,949.50	.00	.00	32,037.87
2005	M & O	.043500	10,866.80	.00	10,178.60	.00	21,045.40	3,010.17	.00	.00	24,055.57
	I & S	.000000	.00	.00	.00	.00	.00	.00	.00	.00	.00
	TOTAL	.043500	10,866.80	.00	10,178.60	.00	21,045.40	3,010.17	.00	.00	24,055.57
2004	M & O	.043500	8,174.19	.00	8,727.24	.00	16,901.43	2,437.54	.00	.00	19,338.97
	I & S	.000000	.00	.00	.00	.00	.00	.00	.00	.00	.00
	TOTAL	.043500	8,174.19	.00	8,727.24	.00	16,901.43	2,437.54	.00	.00	19,338.97
2003	M & O	.043500	6,069.15	.00	7,030.36	.00	13,099.51	1,868.77	.00	.00	14,968.28
	I & S	.000000	.00	.00	.00	.00	.00	.00	.00	.00	.00
	TOTAL	.043500	6,069.15	.00	7,030.36	.00	13,099.51	1,868.77	.00	.00	14,968.28
2002	M & O	.045600	5,234.54	.00	6,651.29	.00	11,885.83	1,702.63	.00	.00	13,588.46
	I & S	.000000	.00	.00	.00	.00	.00	.00	.00	.00	.00
	TOTAL	.045600	5,234.54	.00	6,651.29	.00	11,885.83	1,702.63	.00	.00	13,588.46
2001	M & O	.045600	4,137.10	.00	5,706.29	.00	9,843.39	1,391.31	.00	.00	11,234.70
	I & S	.000000	.00	.00	.00	.00	.00	.00	.00	.00	.00
	TOTAL	.045600	4,137.10	.00	5,706.29	.00	9,843.39	1,391.31	.00	.00	11,234.70

YEAR	FUND	TAX RATE	LEVY PAID	DISCOUNT GIVEN	PENALTY INTEREST	TIF AMOUNT	DISBURSE TOTAL	ATTORNEY	OTHER FEES	REFUND AMOUNT	PAYMENT AMOUNT
2000	M & O	.037600	2,397.64	.00	3,588.46	.00	5,986.10	845.60	.00	.00	6,831.70
	I & S	.000000	.00	.00	.00	.00	.00	.00	.00	.00	.00
	TOTAL	.037600	2,397.64	.00	3,588.46	.00	5,986.10	845.60	.00	.00	6,831.70
1999	M & O	.038400	1,699.55	.00	2,735.23	.00	4,434.78	625.94	.00	.00	5,060.72
	I & S	.000000	.00	.00	.00	.00	.00	.00	.00	.00	.00
	TOTAL	.038400	1,699.55	.00	2,735.23	.00	4,434.78	625.94	.00	.00	5,060.72
1998	M & O	.041000	1,311.10	.00	2,274.49	.00	3,585.59	513.39	.00	.00	4,098.98
	I & S	.000000	.00	.00	.00	.00	.00	.00	.00	.00	.00
	TOTAL	.041000	1,311.10	.00	2,274.49	.00	3,585.59	513.39	.00	.00	4,098.98
1997	M & O	.039000	898.23	.00	1,662.14	.00	2,560.37	369.36	.00	.00	2,929.73
	I & S	.000000	.00	.00	.00	.00	.00	.00	.00	.00	.00
	TOTAL	.039000	898.23	.00	1,662.14	.00	2,560.37	369.36	.00	.00	2,929.73
1996	M & O	.040900	784.86	.00	1,536.56	.00	2,321.42	333.31	.00	.00	2,654.73
	I & S	.000000	.00	.00	.00	.00	.00	.00	.00	.00	.00
	TOTAL	.040900	784.86	.00	1,536.56	.00	2,321.42	333.31	.00	.00	2,654.73
1995	M & O	.041500	694.22	.00	1,434.20	.00	2,128.42	305.22	.00	.00	2,433.64
	I & S	.000000	.00	.00	.00	.00	.00	.00	.00	.00	.00
	TOTAL	.041500	694.22	.00	1,434.20	.00	2,128.42	305.22	.00	.00	2,433.64
1994	M & O	.039600	586.54	.00	1,277.08	.00	1,863.62	744.08	.00	.00	2,607.70
	I & S	.071500	1,059.05	.00	2,306.01	.00	3,365.06	.00	.00	.00	3,365.06
	TOTAL	.111100	1,645.59	.00	3,583.09	.00	5,228.68	744.08	.00	.00	5,972.76
1993	M & O	.039300	394.95	.00	890.54	.00	1,285.49	543.97	.00	.00	1,829.46
	I & S	.078700	790.69	.00	1,783.20	.00	2,573.89	.00	.00	.00	2,573.89
	TOTAL	.118000	1,185.64	.00	2,673.74	.00	3,859.38	543.97	.00	.00	4,403.35
1992	M & O	.040200	410.56	.00	969.63	.00	1,380.19	593.05	.00	.00	1,973.24
	I & S	.086000	878.17	.00	2,074.46	.00	2,952.63	.00	.00	.00	2,952.63
	TOTAL	.126200	1,288.73	.00	3,044.09	.00	4,332.82	593.05	.00	.00	4,925.87
1991	M & O	.037500	199.30	.00	478.18	.00	677.48	283.84	.00	.00	961.32
	I & S	.089200	474.07	.00	1,137.30	.00	1,611.37	.00	.00	.00	1,611.37
	TOTAL	.126700	673.37	.00	1,615.48	.00	2,288.85	283.84	.00	.00	2,572.69
1990	M & O	.037100	108.16	.00	273.24	.00	381.40	233.02	.00	.00	614.42
	I & S	.121100	353.05	.00	891.79	.00	1,244.84	.00	.00	.00	1,244.84
	TOTAL	.158200	461.21	.00	1,165.03	.00	1,626.24	233.02	.00	.00	1,859.26
1989	M & O	.044900	231.52	.00	640.44	.00	871.96	464.70	.00	.00	1,336.66
	I & S	.117900	607.88	.00	1,681.77	.00	2,289.65	.00	.00	.00	2,289.65
	TOTAL	.162800	839.40	.00	2,322.21	.00	3,161.61	464.70	.00	.00	3,626.31

YEAR	FUND	TAX RATE	LEVY PAID	DISCOUNT GIVEN	PENALTY INTEREST	TIF AMOUNT	DISBURSE TOTAL	ATTORNEY	OTHER FEES	REFUND AMOUNT	PAYMENT AMOUNT
1988	M & O	.042000	46.44	.00	118.55	.00	164.99	87.47	.00	.00	252.46
	I & S	.125100	138.35	.00	353.13	.00	491.48	.00	.00	.00	491.48
	TOTAL	.167100	184.79	.00	471.68	.00	656.47	87.47	.00	.00	743.94
1987	M & O	.027100	33.94	.00	86.39	.00	120.33	73.92	.00	.00	194.25
	I & S	.140000	175.46	.00	446.28	.00	621.74	.00	.00	.00	621.74
	TOTAL	.167100	209.40	.00	532.67	.00	742.07	73.92	.00	.00	815.99
1986	M & O	.034000	12.97	.00	24.76	.00	37.73	15.48	.00	.00	53.21
	I & S	.130000	49.63	.00	94.71	.00	144.34	.00	.00	.00	144.34
	TOTAL	.164000	62.60	.00	119.47	.00	182.07	15.48	.00	.00	197.55
1985	M & O	.030300	10.26	.00	20.05	.00	30.31	19.17	.00	.00	49.48
	I & S	.132100	44.73	.00	87.42	.00	132.15	.00	.00	.00	132.15
	TOTAL	.162400	54.99	.00	107.47	.00	162.46	19.17	.00	.00	181.63
1984	M & O	.040000	13.16	.00	25.81	.00	38.97	18.56	.00	.00	57.53
	I & S	.108600	35.72	.00	70.06	.00	105.78	.00	.00	.00	105.78
	TOTAL	.148600	48.88	.00	95.87	.00	144.75	18.56	.00	.00	163.31
1983	M & O	.050000	1.31	.00	15.56-	.00	14.25-	9.60-	.00	.00	23.85-
	I & S	.100000	2.64	.00	31.10-	.00	28.46-	.00	.00	.00	28.46-
	TOTAL	.150000	3.95	.00	46.66-	.00	42.71-	9.60-	.00	.00	52.31-
1982	M & O	.170000	20.26-	.00	57.62-	.00	77.88-	11.68-	.00	.00	89.56-
	I & S	.000000	.00	.00	.00	.00	.00	.00	.00	.00	.00
	TOTAL	.170000	20.26-	.00	57.62-	.00	77.88-	11.68-	.00	.00	89.56-
1981	M & O	.110000	10.55	.00	39.98	.00	50.53	7.58	.00	.00	58.11
	I & S	.000000	.00	.00	.00	.00	.00	.00	.00	.00	.00
	TOTAL	.110000	10.55	.00	39.98	.00	50.53	7.58	.00	.00	58.11
1980	M & O	.120000	3.80	.00	14.50	.00	18.30	2.75	.00	.00	21.05
	I & S	.000000	.00	.00	.00	.00	.00	.00	.00	.00	.00
	TOTAL	.120000	3.80	.00	14.50	.00	18.30	2.75	.00	.00	21.05
ALL	M & O		11,953,890.29	.00	426,994.65	.00	12,380,884.94	244,156.51	.00	.00	12,625,041.45
ALL	I & S		7,745,597.49	.00	235,003.94	.00	7,980,601.43	.00	.00	.00	7,980,601.43
ALL	TOTAL		19,699,487.78	.00	661,998.59	.00	20,361,486.37	244,156.51	.00	.00	20,605,642.88
DLQ	M & O		791,163.58	.00	295,446.75	.00	1,086,610.33	242,854.87	.00	.00	1,329,465.20
DLQ	I & S		467,687.06	.00	149,238.29	.00	616,925.35	.00	.00	.00	616,925.35
DLQ	TOTAL		1,258,850.64	.00	444,685.04	.00	1,703,535.68	242,854.87	.00	.00	1,946,390.55

07/03/2013 22:50:26 1440266
TC298-D SELECTION: SYSTEM
RECEIPT DATE: ALL

TAX COLLECTION SYSTEM
DEPOSIT DISTRIBUTION
FROM: 07/01/2012 THRU 06/30/2013
JURISDICTION: 0002 DRAINAGE DIST #1

PAGE: 8
EXCLUDES AG ROLLBACK

YEAR	FUND	TAX RATE	LEVY PAID	DISCOUNT GIVEN	PENALTY INTEREST	TIF AMOUNT	DISBURSE TOTAL	ATTORNEY	OTHER FEES	REFUND AMOUNT	PAYMENT AMOUNT
CURR M & O			11,162,726.71	.00	131,547.90	.00	11,294,274.61	1,301.64	.00	.00	11,295,576.25
CURR I & S			7,277,910.43	.00	85,765.65	.00	7,363,676.08	.00	.00	.00	7,363,676.08
CURR TOTAL			18,440,637.14	.00	217,313.55	.00	18,657,950.69	1,301.64	.00	.00	18,659,252.33

YEAR	FUND	TAX RATE	LEVY PAID	DISCOUNT GIVEN	PENALTY INTEREST	TIF AMOUNT	DISBURSE TOTAL	ATTORNEY	OTHER FEES	REFUND AMOUNT	PAYMENT AMOUNT
2011	M & O	.044100	3,822.39	.00	42.97	.00	3,865.36	.00	.00	.00	3,865.36
	I & S	.029200	2,530.91	.00	28.43	.00	2,559.34	.00	.00	.00	2,559.34
	TOTAL	.073300	6,353.30	.00	71.40	.00	6,424.70	.00	.00	.00	6,424.70
2010	M & O	.044700	5,491.76	.00	77.23	.00	5,568.99	39.66	.00	.00	5,608.65
	I & S	.027800	3,415.43	.00	48.03	.00	3,463.46	.00	.00	.00	3,463.46
	TOTAL	.072500	8,907.19	.00	125.26	.00	9,032.45	39.66	.00	.00	9,072.11
2009	M & O	.044900	4,216.01	.00	56.07	.00	4,272.08	.00	.00	.00	4,272.08
	I & S	.027600	2,591.57	.00	34.48	.00	2,626.05	.00	.00	.00	2,626.05
	TOTAL	.072500	6,807.58	.00	90.55	.00	6,898.13	.00	.00	.00	6,898.13
2008	M & O	.042000	3,303.54	.00	172.29	.00	3,475.83	158.69	.00	.00	3,634.52
	I & S	.028000	2,202.34	.00	114.87	.00	2,317.21	.00	.00	.00	2,317.21
	TOTAL	.070000	5,505.88	.00	287.16	.00	5,793.04	158.69	.00	.00	5,951.73
2007	M & O	.040000	2,482.38	.00	80.20	.00	2,562.58	37.68	.00	.00	2,600.26
	I & S	.009200	570.97	.00	18.48	.00	589.45	.00	.00	.00	589.45
	TOTAL	.049200	3,053.35	.00	98.68	.00	3,152.03	37.68	.00	.00	3,189.71
2006	M & O	.041300	662.03	.00	65.35	.00	727.38	41.63	.00	.00	769.01
	I & S	.000000	.00	.00	.00	.00	.00	.00	.00	.00	.00
	TOTAL	.041300	662.03	.00	65.35	.00	727.38	41.63	.00	.00	769.01
2005	M & O	.043500	39.95	.00	31.49	.00	71.44	10.71	.00	.00	82.15
	I & S	.000000	.00	.00	.00	.00	.00	.00	.00	.00	.00
	TOTAL	.043500	39.95	.00	31.49	.00	71.44	10.71	.00	.00	82.15
2004	M & O	.043500	20.00	.00	13.53	.00	33.53	5.03	.00	.00	38.56
	I & S	.000000	.00	.00	.00	.00	.00	.00	.00	.00	.00
	TOTAL	.043500	20.00	.00	13.53	.00	33.53	5.03	.00	.00	38.56
2003	M & O	.043500	38.09	.00	32.80	.00	70.89	3.95	.00	.00	74.84
	I & S	.000000	.00	.00	.00	.00	.00	.00	.00	.00	.00
	TOTAL	.043500	38.09	.00	32.80	.00	70.89	3.95	.00	.00	74.84
2002	M & O	.045600	23.98	.00	25.90	.00	49.88	.00	.00	.00	49.88
	I & S	.000000	.00	.00	.00	.00	.00	.00	.00	.00	.00
	TOTAL	.045600	23.98	.00	25.90	.00	49.88	.00	.00	.00	49.88
2001	M & O	.045600	25.51	.00	27.55	.00	53.06	.00	.00	.00	53.06
	I & S	.000000	.00	.00	.00	.00	.00	.00	.00	.00	.00
	TOTAL	.045600	25.51	.00	27.55	.00	53.06	.00	.00	.00	53.06
2000	M & O	.037600	22.29	.00	24.07	.00	46.36	.00	.00	.00	46.36
	I & S	.000000	.00	.00	.00	.00	.00	.00	.00	.00	.00
	TOTAL	.037600	22.29	.00	24.07	.00	46.36	.00	.00	.00	46.36

YEAR	FUND	TAX RATE	LEVY PAID	DISCOUNT GIVEN	PENALTY INTEREST	TIF AMOUNT	DISBURSE TOTAL	ATTORNEY	OTHER FEES	REFUND AMOUNT	PAYMENT AMOUNT
2012	M & O	.045400	11,162,726.71	.00	131,547.90	.00	11,294,274.61	1,301.64	.00	.00	11,295,576.25
	I & S	.029600	7,277,910.43	.00	85,765.65	.00	7,363,676.08	.00	.00	.00	7,363,676.08
	TOTAL	.075000	18,440,637.14	.00	217,313.55	.00	18,657,950.69	1,301.64	.00	.00	18,659,252.33
2011	M & O	.044100	426,719.46	.00	89,817.11	.00	516,536.57	120,781.17	.00	.00	637,317.74
	I & S	.029200	282,543.48	.00	59,472.24	.00	342,015.72	.00	.00	.00	342,015.72
	TOTAL	.073300	709,262.94	.00	149,289.35	.00	858,552.29	120,781.17	.00	.00	979,333.46
2010	M & O	.044700	155,242.84	.00	51,791.78	.00	207,034.62	47,277.26	.00	.00	254,311.88
	I & S	.027800	96,548.13	.00	32,210.86	.00	128,758.99	.00	.00	.00	128,758.99
	TOTAL	.072500	251,790.97	.00	84,002.64	.00	335,793.61	47,277.26	.00	.00	383,070.87
2009	M & O	.044900	91,257.32	.00	40,381.82	.00	131,639.14	29,527.04	.00	.00	161,166.18
	I & S	.027600	56,096.86	.00	24,823.02	.00	80,919.88	.00	.00	.00	80,919.88
	TOTAL	.072500	147,354.18	.00	65,204.84	.00	212,559.02	29,527.04	.00	.00	242,086.06
2008	M & O	.042000	48,960.99	.00	26,889.15	.00	75,850.14	17,404.51	.00	.00	93,254.65
	I & S	.028000	32,641.00	.00	17,926.08	.00	50,567.08	.00	.00	.00	50,567.08
	TOTAL	.070000	81,601.99	.00	44,815.23	.00	126,417.22	17,404.51	.00	.00	143,821.73
2007	M & O	.040000	28,518.57	.00	18,066.35	.00	46,584.92	7,681.87	.00	.00	54,266.79
	I & S	.009200	6,559.37	.00	4,155.35	.00	10,714.72	.00	.00	.00	10,714.72
	TOTAL	.049200	35,077.94	.00	22,221.70	.00	57,299.64	7,681.87	.00	.00	64,981.51
2006	M & O	.041300	16,131.93	.00	12,683.82	.00	28,815.75	3,991.13	.00	.00	32,806.88
	I & S	.000000	.00	.00	.00	.00	.00	.00	.00	.00	.00
	TOTAL	.041300	16,131.93	.00	12,683.82	.00	28,815.75	3,991.13	.00	.00	32,806.88
2005	M & O	.043500	10,906.75	.00	10,210.09	.00	21,116.84	3,020.88	.00	.00	24,137.72
	I & S	.000000	.00	.00	.00	.00	.00	.00	.00	.00	.00
	TOTAL	.043500	10,906.75	.00	10,210.09	.00	21,116.84	3,020.88	.00	.00	24,137.72
2004	M & O	.043500	8,194.19	.00	8,740.77	.00	16,934.96	2,442.57	.00	.00	19,377.53
	I & S	.000000	.00	.00	.00	.00	.00	.00	.00	.00	.00
	TOTAL	.043500	8,194.19	.00	8,740.77	.00	16,934.96	2,442.57	.00	.00	19,377.53
2003	M & O	.043500	6,107.24	.00	7,063.16	.00	13,170.40	1,872.72	.00	.00	15,043.12
	I & S	.000000	.00	.00	.00	.00	.00	.00	.00	.00	.00
	TOTAL	.043500	6,107.24	.00	7,063.16	.00	13,170.40	1,872.72	.00	.00	15,043.12
2002	M & O	.045600	5,258.52	.00	6,677.19	.00	11,935.71	1,702.63	.00	.00	13,638.34
	I & S	.000000	.00	.00	.00	.00	.00	.00	.00	.00	.00
	TOTAL	.045600	5,258.52	.00	6,677.19	.00	11,935.71	1,702.63	.00	.00	13,638.34
2001	M & O	.045600	4,162.61	.00	5,733.84	.00	9,896.45	1,391.31	.00	.00	11,287.76
	I & S	.000000	.00	.00	.00	.00	.00	.00	.00	.00	.00
	TOTAL	.045600	4,162.61	.00	5,733.84	.00	9,896.45	1,391.31	.00	.00	11,287.76

YEAR	FUND	TAX RATE	LEVY PAID	DISCOUNT GIVEN	PENALTY INTEREST	TIF AMOUNT	DISBURSE TOTAL	ATTORNEY	OTHER FEES	REFUND AMOUNT	PAYMENT AMOUNT
2000	M & O	.037600	2,419.93	.00	3,612.53	.00	6,032.46	845.60	.00	.00	6,878.06
	I & S	.000000	.00	.00	.00	.00	.00	.00	.00	.00	.00
	TOTAL	.037600	2,419.93	.00	3,612.53	.00	6,032.46	845.60	.00	.00	6,878.06
1999	M & O	.038400	1,715.48	.00	2,752.43	.00	4,467.91	625.94	.00	.00	5,093.85
	I & S	.000000	.00	.00	.00	.00	.00	.00	.00	.00	.00
	TOTAL	.038400	1,715.48	.00	2,752.43	.00	4,467.91	625.94	.00	.00	5,093.85
1998	M & O	.041000	1,311.10	.00	2,274.49	.00	3,585.59	513.39	.00	.00	4,098.98
	I & S	.000000	.00	.00	.00	.00	.00	.00	.00	.00	.00
	TOTAL	.041000	1,311.10	.00	2,274.49	.00	3,585.59	513.39	.00	.00	4,098.98
1997	M & O	.039000	898.23	.00	1,662.14	.00	2,560.37	369.36	.00	.00	2,929.73
	I & S	.000000	.00	.00	.00	.00	.00	.00	.00	.00	.00
	TOTAL	.039000	898.23	.00	1,662.14	.00	2,560.37	369.36	.00	.00	2,929.73
1996	M & O	.040900	784.86	.00	1,536.56	.00	2,321.42	333.31	.00	.00	2,654.73
	I & S	.000000	.00	.00	.00	.00	.00	.00	.00	.00	.00
	TOTAL	.040900	784.86	.00	1,536.56	.00	2,321.42	333.31	.00	.00	2,654.73
1995	M & O	.041500	694.22	.00	1,434.20	.00	2,128.42	305.22	.00	.00	2,433.64
	I & S	.000000	.00	.00	.00	.00	.00	.00	.00	.00	.00
	TOTAL	.041500	694.22	.00	1,434.20	.00	2,128.42	305.22	.00	.00	2,433.64
1994	M & O	.039600	586.54	.00	1,277.08	.00	1,863.62	744.08	.00	.00	2,607.70
	I & S	.071500	1,059.05	.00	2,306.01	.00	3,365.06	.00	.00	.00	3,365.06
	TOTAL	.111100	1,645.59	.00	3,583.09	.00	5,228.68	744.08	.00	.00	5,972.76
1993	M & O	.039300	394.95	.00	890.54	.00	1,285.49	543.97	.00	.00	1,829.46
	I & S	.078700	790.69	.00	1,783.20	.00	2,573.89	.00	.00	.00	2,573.89
	TOTAL	.118000	1,185.64	.00	2,673.74	.00	3,859.38	543.97	.00	.00	4,403.35
1992	M & O	.040200	410.56	.00	969.63	.00	1,380.19	593.05	.00	.00	1,973.24
	I & S	.086000	878.17	.00	2,074.46	.00	2,952.63	.00	.00	.00	2,952.63
	TOTAL	.126200	1,288.73	.00	3,044.09	.00	4,332.82	593.05	.00	.00	4,925.87
1991	M & O	.037500	199.30	.00	478.18	.00	677.48	283.84	.00	.00	961.32
	I & S	.089200	474.07	.00	1,137.30	.00	1,611.37	.00	.00	.00	1,611.37
	TOTAL	.126700	673.37	.00	1,615.48	.00	2,288.85	283.84	.00	.00	2,572.69
1990	M & O	.037100	108.16	.00	273.24	.00	381.40	233.02	.00	.00	614.42
	I & S	.121100	353.05	.00	891.79	.00	1,244.84	.00	.00	.00	1,244.84
	TOTAL	.158200	461.21	.00	1,165.03	.00	1,626.24	233.02	.00	.00	1,859.26
1989	M & O	.044900	231.52	.00	640.44	.00	871.96	464.70	.00	.00	1,336.66
	I & S	.117900	607.88	.00	1,681.77	.00	2,289.65	.00	.00	.00	2,289.65
	TOTAL	.162800	839.40	.00	2,322.21	.00	3,161.61	464.70	.00	.00	3,626.31

YEAR	FUND	TAX RATE	LEVY PAID	DISCOUNT GIVEN	PENALTY INTEREST	TIF AMOUNT	DISBURSE TOTAL	ATTORNEY	OTHER FEES	REFUND AMOUNT	PAYMENT AMOUNT
1988	M & O	.042000	46.44	.00	118.55	.00	164.99	87.47	.00	.00	252.46
	I & S	.125100	138.35	.00	353.13	.00	491.48	.00	.00	.00	491.48
	TOTAL	.167100	184.79	.00	471.68	.00	656.47	87.47	.00	.00	743.94
1987	M & O	.027100	33.94	.00	86.39	.00	120.33	73.92	.00	.00	194.25
	I & S	.140000	175.46	.00	446.28	.00	621.74	.00	.00	.00	621.74
	TOTAL	.167100	209.40	.00	532.67	.00	742.07	73.92	.00	.00	815.99
1986	M & O	.034000	12.97	.00	24.76	.00	37.73	15.48	.00	.00	53.21
	I & S	.130000	49.63	.00	94.71	.00	144.34	.00	.00	.00	144.34
	TOTAL	.164000	62.60	.00	119.47	.00	182.07	15.48	.00	.00	197.55
1985	M & O	.030300	10.26	.00	20.05	.00	30.31	19.17	.00	.00	49.48
	I & S	.132100	44.73	.00	87.42	.00	132.15	.00	.00	.00	132.15
	TOTAL	.162400	54.99	.00	107.47	.00	162.46	19.17	.00	.00	181.63
1984	M & O	.040000	13.16	.00	25.81	.00	38.97	18.56	.00	.00	57.53
	I & S	.108600	35.72	.00	70.06	.00	105.78	.00	.00	.00	105.78
	TOTAL	.148600	48.88	.00	95.87	.00	144.75	18.56	.00	.00	163.31
1983	M & O	.050000	1.31	.00	15.56-	.00	14.25-	9.60-	.00	.00	23.85-
	I & S	.100000	2.64	.00	31.10-	.00	28.46-	.00	.00	.00	28.46-
	TOTAL	.150000	3.95	.00	46.66-	.00	42.71-	9.60-	.00	.00	52.31-
1982	M & O	.170000	20.26-	.00	57.62-	.00	77.88-	11.68-	.00	.00	89.56-
	I & S	.000000	.00	.00	.00	.00	.00	.00	.00	.00	.00
	TOTAL	.170000	20.26-	.00	57.62-	.00	77.88-	11.68-	.00	.00	89.56-
1981	M & O	.110000	10.55	.00	39.98	.00	50.53	7.58	.00	.00	58.11
	I & S	.000000	.00	.00	.00	.00	.00	.00	.00	.00	.00
	TOTAL	.110000	10.55	.00	39.98	.00	50.53	7.58	.00	.00	58.11
1980	M & O	.120000	3.80	.00	14.50	.00	18.30	2.75	.00	.00	21.05
	I & S	.000000	.00	.00	.00	.00	.00	.00	.00	.00	.00
	TOTAL	.120000	3.80	.00	14.50	.00	18.30	2.75	.00	.00	21.05
ALL	M & O		11,974,054.15	.00	427,661.30	.00	12,401,715.45	244,453.86	.00	.00	12,646,169.31
ALL	I & S		7,756,908.71	.00	235,248.23	.00	7,992,156.94	.00	.00	.00	7,992,156.94
ALL	TOTAL		19,730,962.86	.00	662,909.53	.00	20,393,872.39	244,453.86	.00	.00	20,638,326.25
DLQ	M & O		811,327.44	.00	296,113.40	.00	1,107,440.84	243,152.22	.00	.00	1,350,593.06
DLQ	I & S		478,998.28	.00	149,482.58	.00	628,480.86	.00	.00	.00	628,480.86
DLQ	TOTAL		1,290,325.72	.00	445,595.98	.00	1,735,921.70	243,152.22	.00	.00	1,979,073.92

07/03/2013 22:47:50 1440264
 TC298-D SELECTION: SYSTEM
 RECEIPT DATE: ALL

TAX COLLECTION SYSTEM
 DEPOSIT DISTRIBUTION
 FROM: 07/01/2012 THRU 06/30/2013
 JURISDICTION: 0002 DRAINAGE DIST #1


PAGE: 8
 INCLUDES AG ROLLBACK

YEAR	FUND	TAX RATE	LEVY PAID	DISCOUNT GIVEN	PENALTY INTEREST	TIF AMOUNT	DISBURSE TOTAL	ATTORNEY	OTHER FEES	REFUND AMOUNT	PAYMENT AMOUNT
	CURR M & O		11,162,726.71	.00	131,547.90	.00	11,294,274.61	1,301.64	.00	.00	11,295,576.25
	CURR I & S		7,277,910.43	.00	85,765.65	.00	7,363,676.08	.00	.00	.00	7,363,676.08
	CURR TOTAL		18,440,637.14	.00	217,313.55	.00	18,657,950.69	1,301.64	.00	.00	18,659,252.33

PABLO "PAUL" VILLARREAL JR., ASSESSOR/COLLECTOR
DRAINAGE DISTRICT #01
TAX COLLECTION REPORT
FOR THE MONTH OF JUNE 2013

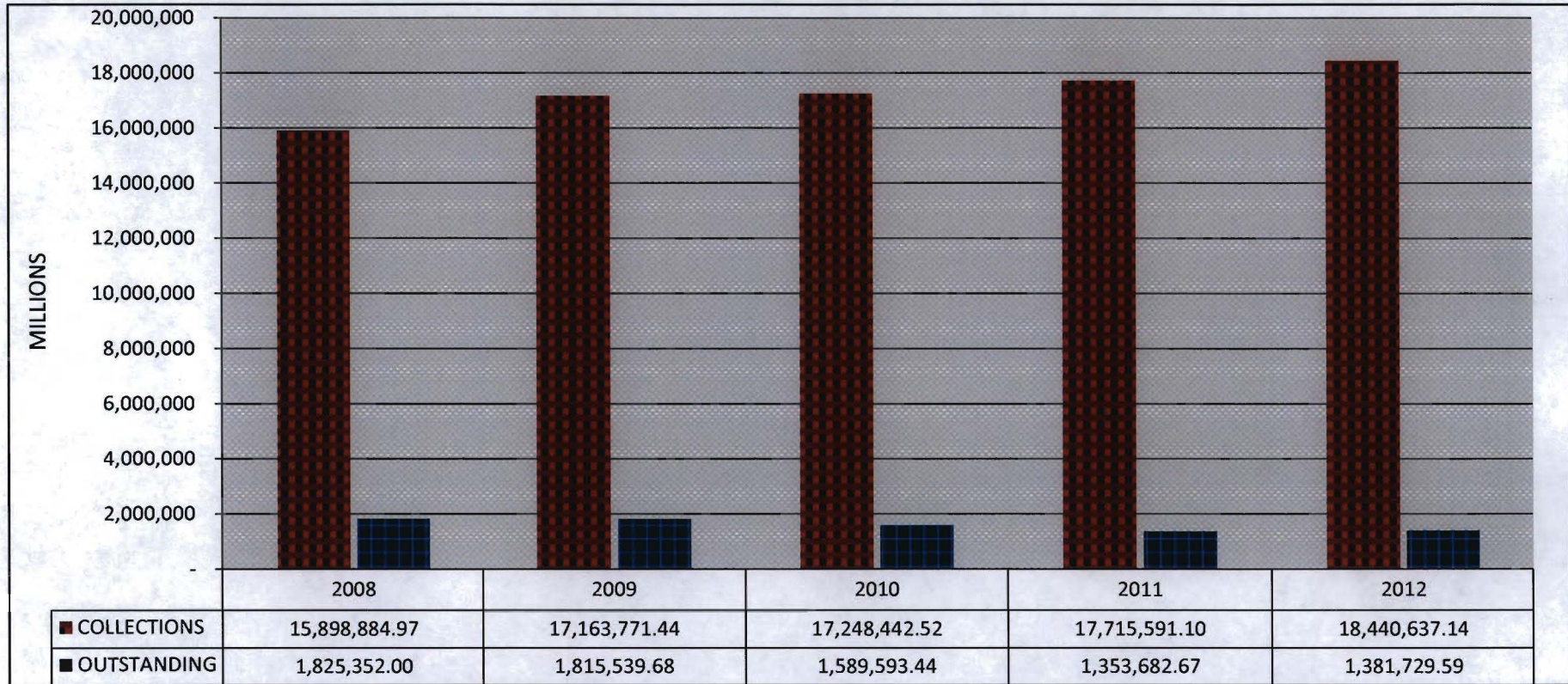
<u>AD VALOREM - DRAINAGE DIST #01</u>	<u>2012-2013</u>	<u>2011-2012</u>	<u>DIFFERENCE</u>
<u>2012 CURRENT</u>			
ORIGINAL LEVY	19,853,461.61	19,093,998.99	759,462.62
MODIFICATIONS	(31,094.88)	(24,725.22)	(6,369.66)
CURRENT LEVY	19,822,366.73	19,069,273.77	753,092.96
CURRENT COLLECTIONS THIS MONTH	246,141.65	274,171.15	(28,029.50)
CURRENT COLLECTIONS TO DATE	18,440,637.14	17,715,591.10	725,046.04
OUTSTANDING TO DATE	1,381,729.59	1,353,682.67	28,046.92
PERCENT COLLECTED/ORIGINAL	92.88%	92.78%	0.10%
PERCENT COLLECTED/MODIFIED	93.03%	92.90%	0.13%
 TOTAL COLLECTIONS FISCAL YEAR	 18,440,637.14	 17,715,591.10	

**DRAINAGE DISTRICT #1
2012 CURRENT TAX COLLECTION
JULY 1ST - JUNE 30TH**



YEAR	ORIGINAL LEVY	MODIFICATIONS	ADJUSTED LEVY	COLLECTIONS	OUTSTANDING	PERCENT
2012	19,853,461.61	(31,094.88)	19,822,366.73	18,440,637.14	1,381,729.59	93.03%

**DRAINAGE DISTRICT #1 CURRENT TAX COLLECTION
5-YEAR COMPARISON CHART
JULY 1ST - JUNE 30TH**

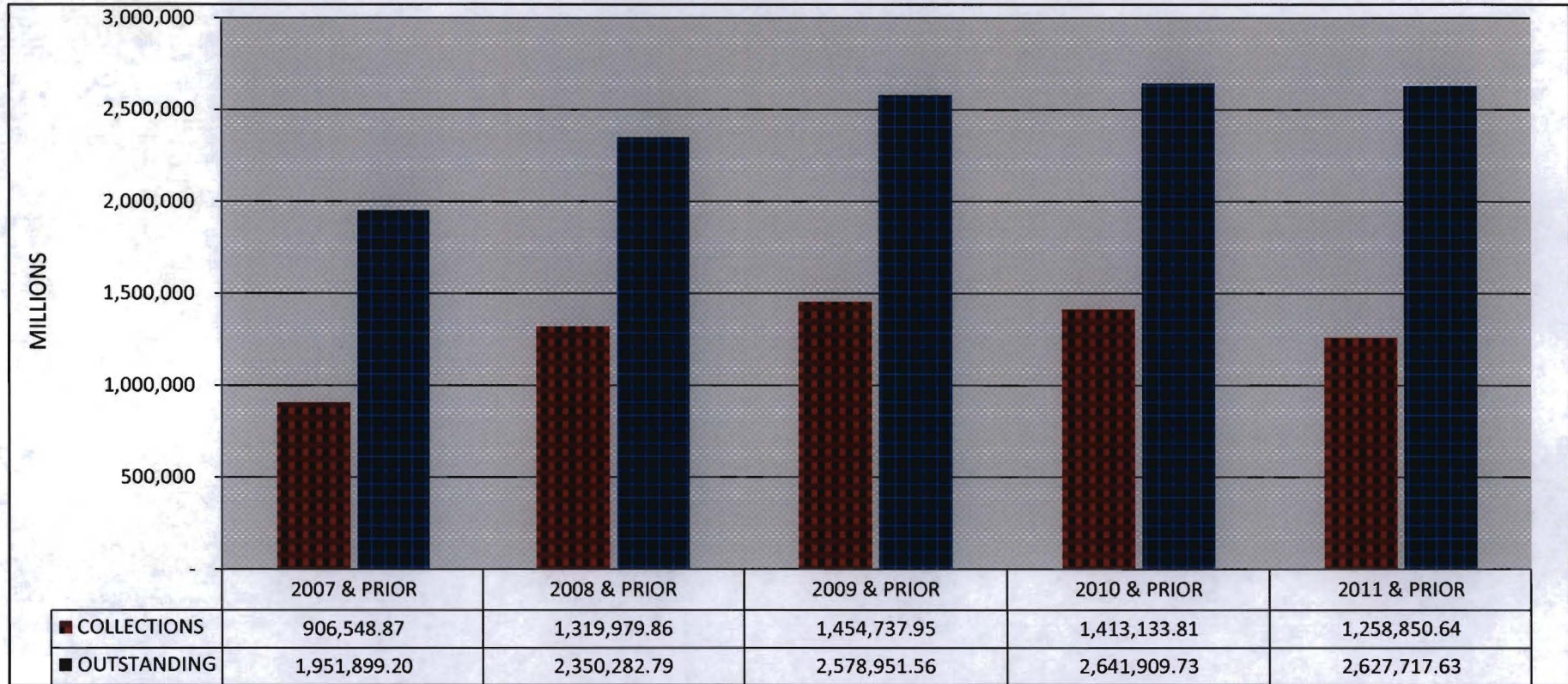


YEAR	ORIGINAL LEVY	MODIFICATIONS	ADJUSTED LEVY	COLLECTIONS	OUTSTANDING	PERCENT
2008	17,101,806.50	622,430.47	17,724,236.97	15,898,884.97	1,825,352.00	89.70%
2009	18,855,062.79	124,248.33	18,979,311.12	17,163,771.44	1,815,539.68	90.43%
2010	18,833,155.09	4,880.87	18,838,035.96	17,248,442.52	1,589,593.44	91.56%
2011	19,093,998.99	(24,725.22)	19,069,273.77	17,715,591.10	1,353,682.67	92.90%
2012	19,853,461.61	(31,094.88)	19,822,366.73	18,440,637.14	1,381,729.59	93.03%

PABLO "PAUL" VILLARREAL JR., ASSESSOR/COLLECTOR
DRAINAGE DISTRICT #01
TAX COLLECTION REPORT
FOR THE MONTH OF JUNE 2013

<u>AD VALOREM - DRAINAGE DIST #01</u>	<u>2012-2013</u>	<u>2011-2012</u>	<u>DIFFERENCE</u>
<u>DELINQUENT</u>			
ORIGINAL LEVY	3,995,592.40	4,168,545.00	(172,952.60)
MODIFICATIONS	(109,024.13)	(113,501.46)	4,477.33
DELINQUENT LEVY	3,886,568.27	4,055,043.54	(168,475.27)
DELINQUENT COLLECTIONS THIS MONTH	76,128.10	79,571.78	(3,443.68)
DELINQUENT COLLECTIONS TO DATE	1,258,850.64	1,413,133.81	(154,283.17)
OUTSTANDING TO DATE	2,627,717.63	2,641,909.73	(14,192.10)
PERCENT COLLECTED/ORIGINAL	31.51%	33.90%	-2.39%
PERCENT COLLECTED/MODIFIED	32.39%	34.85%	-2.46%
 TOTAL COLLECTIONS FISCAL YEAR	 1,258,850.64	 1,413,133.81	

DRAINAGE DISTRICT #1 DELINQUENT TAX COLLECTION 5-YEAR COMPARISON CHART JULY 1ST - JUNE 30TH



YEAR	ORIGINAL LEVY	MODIFICATIONS	ADJUSTED LEVY	COLLECTIONS	OUTSTANDING	PERCENT
2007 & PRIOR	2,906,964.17	(48,516.10)	2,858,448.07	906,548.87	1,951,899.20	31.71%
2008 & PRIOR	3,777,251.20	(106,988.55)	3,670,262.65	1,319,979.86	2,350,282.79	35.96%
2009 & PRIOR	4,165,822.47	(132,132.96)	4,033,689.51	1,454,737.95	2,578,951.56	36.06%
2010 & PRIOR	4,168,545.00	(113,501.46)	4,055,043.54	1,413,133.81	2,641,909.73	34.85%
2011 & PRIOR	3,995,592.40	(109,024.13)	3,886,568.27	1,258,850.64	2,627,717.63	32.39%

Pablo "Paul" Villarreal Jr., RTA - Drainage District #1 Tax Assr/Coll
Hidalgo County, Texas

PABLO "PAUL" VILLARREAL JR., ASSESSOR/COLLECTOR
DRAINAGE DISTRICT #01
TAX COLLECTION REPORT
FOR THE MONTH OF JUNE 2013

<u>AD VALOREM - DRAINAGE DIST #01</u>	<u>2012-2013</u>	<u>2011-2012</u>	<u>DIFFERENCE</u>
<u>ROLLBACK</u>			
ORIGINAL LEVY	27,457.58	4,070.16	23,387.42
MODIFICATIONS	37,746.69	34,187.39	3,559.30
ROLLBACK LEVY	65,204.27	38,257.55	26,946.72
ROLLBACK COLLECTIONS THIS MONTH	1,030.50	3,900.56	(2,870.06)
ROLLBACK COLLECTIONS TO DATE	31,475.08	10,799.97	20,675.11
OUTSTANDING TO DATE	33,729.19	27,457.58	6,271.61
PERCENT COLLECTED/ORIGINAL	114.63%	265.35%	-150.72%
PERCENT COLLECTED/MODIFIED	48.27%	28.23%	20.04%
 TOTAL COLLECTIONS FISCAL YEAR	 31,475.08	 10,799.97	

TAX COLLECTION SYSTEM
TAX COLLECTOR MONTHLY REPORT
FROM 07/01/2012 TO 06/30/2013

JURISDICTION: 0002 DRAINAGE DIST #1

	CERT TAXABLE VALUE	ADJUSTMENTS	ADJ TAX VALUE	TAX RATE	TAX LEVY	PAID ACCTS
CURRENT YEAR	26,444,329,673	39,434,731-	26,404,894,942	0.075000	19,822,366.73	269,016

YEAR	TAXES DUE	MONTH ADJ	ADJUSTMENT YTD	LEVY PAID	PAID YTD	BALANCE	COLL %	YTD UNCOLL
2012	19,853,461.61	31,094.88-	31,094.88-	18,440,637.14	18,440,637.14	1,381,729.59	93.03	61.30-
	ADJUSTMENT REFUNDS	18,776.56-	18,776.56-					
2011	1,353,682.67	26,670.72-	26,670.72-	702,909.64	702,909.64	624,102.31	52.97	402.47-
	ADJUSTMENT REFUNDS	21,430.77-	21,430.77-					
2010	722,854.95	10,651.69-	10,651.69-	242,883.78	242,883.78	469,319.48	34.10	1,053.59-
	ADJUSTMENT REFUNDS	4,927.63-	4,927.63-					
2009	527,740.52	5,406.55-	5,406.55-	140,546.60	140,546.60	381,787.37	26.91	1,558.41-
	ADJUSTMENT REFUNDS	2,567.75-	2,567.75-					
2008	369,036.52	4,726.08-	4,726.08-	76,096.11	76,096.11	288,214.33	20.89	1,772.06-
	ADJUSTMENT REFUNDS	16,488.53-	16,488.53-					
2007	201,944.77	17,685.85-	17,685.85-	32,024.59	32,024.59	152,234.33	17.38	794.18-
	ADJUSTMENT REFUNDS	966.97-	966.97-					
2006	112,998.20	3,100.64-	3,100.64-	15,469.90	15,469.90	94,427.66	14.08	698.92-
	ADJUSTMENT REFUNDS	212.62-	212.62-					
2005	96,349.68	2,968.73-	2,968.73-	10,866.80	10,866.80	82,514.15	11.64	689.61-
	ADJUSTMENT REFUNDS	188.17-	188.17-					
2004	80,922.39	3,020.92-	3,020.92-	8,174.19	8,174.19	69,727.28	10.49	837.41-
	ADJUSTMENT REFUNDS	209.30-	209.30-					
2003	61,827.43	1,937.75-	1,937.75-	6,069.15	6,069.15	53,820.53	10.13	726.80-
2002	56,252.28	1,595.64-	1,595.64-	5,234.54	5,234.54	49,422.10	9.58	662.87-
2001	51,279.86	1,427.92-	1,427.92-	4,137.10	4,137.10	45,714.84	8.30	681.54-
2000	36,297.43	999.76-	999.76-	2,397.64	2,397.64	32,900.03	6.79	562.84-
1999	29,283.42	1,213.97-	1,213.97-	1,699.55	1,699.55	26,369.90	6.05	582.32-
	ADJUSTMENT REFUNDS	6.34-	6.34-					
1998	27,269.26	1,188.75-	1,188.75-	1,311.10	1,311.10	24,769.41	5.03	627.03-
	ADJUSTMENT REFUNDS	6.76-	6.76-					
1997	21,781.37	883.40-	883.40-	898.23	898.23	19,999.74	4.30	551.02-
1996	19,335.60	844.01-	844.01-	784.86	784.86	17,706.73	4.24	545.36-
	ADJUSTMENT REFUNDS	.33-	.33-					
1995	17,309.24	579.15-	579.15-	694.22	694.22	16,035.87	4.15	494.75-
1994	40,815.11	1,436.13-	1,436.13-	1,645.59	1,645.59	37,733.39	4.18	1,315.82-
1993	34,740.13	1,478.46-	1,478.46-	1,185.64	1,185.64	32,076.03	3.56	1,281.52-
1992	32,069.57	1,639.58-	1,639.58-	1,288.73	1,288.73	29,141.26	4.24	1,141.34-
1991	101,802.00	19,568.43-	19,568.43-	2,532.68	2,532.68	79,700.89	3.08	3,020.91-
****	23,849,054.01	140,119.01-	140,119.01-	19,699,487.78	19,699,487.78	4,009,447.22		20,062.07-
	ADJUSTMENT REFUNDS	65,781.73-	65,781.73-					

TAX COLLECTION SYSTEM
 TAX COLLECTOR MONTHLY REPORT
 FROM 07/01/2012 TO 06/30/2013

FISCAL START: 07/01/2012 END: 06/30/2013 JURISDICTION: 0002 DRAINAGE DIST #1

	CERT TAXABLE VALUE	ADJUSTMENTS	ADJ TAX VALUE	TAX RATE	TAX LEVY	PAID ACCTS
CURRENT YEAR	26,444,329.673	39,434,731-	26,404,894,942	0.075000	19,822,366.73	269,016

YEAR	TAXES DUE	MONTH ADJ	ADJUSTMENT YTD	LEVY PAID	PAID YTD	BALANCE	COLL %	YTD UNCOLL
2012	19,853,461.61	31,094.88-	31,094.88-	18,440,637.14	18,440,637.14	1,381,729.59	93.03	61.30-
2011	1,353,682.67	26,670.72-	26,670.72-	702,909.64	702,909.64	624,102.31	52.97	402.47-
2010	722,854.95	10,651.69-	10,651.69-	242,883.78	242,883.78	469,319.48	34.10	1,053.59-
2009	527,740.52	5,406.55-	5,406.55-	140,546.60	140,546.60	381,787.37	26.91	1,558.41-
2008	369,036.52	4,726.08-	4,726.08-	76,096.11	76,096.11	288,214.33	20.89	1,772.06-
2007	201,944.77	17,685.85-	17,685.85-	32,024.59	32,024.59	152,234.33	17.38	794.18-
2006	112,998.20	3,100.64-	3,100.64-	15,469.90	15,469.90	94,427.66	14.08	698.92-
2005	96,349.68	2,968.73-	2,968.73-	10,866.80	10,866.80	82,514.15	11.64	689.61-
2004	80,922.39	3,020.92-	3,020.92-	8,174.19	8,174.19	69,727.28	10.49	837.41-
2003	61,827.43	1,937.75-	1,937.75-	6,069.15	6,069.15	53,820.53	10.13	726.80-
2002	56,252.28	1,595.64-	1,595.64-	5,234.54	5,234.54	49,422.10	9.58	662.87-
2001	51,279.86	1,427.92-	1,427.92-	4,137.10	4,137.10	45,714.84	8.30	681.54-
2000	36,297.43	999.76-	999.76-	2,397.64	2,397.64	32,900.03	6.79	562.84-
1999	29,283.42	1,213.97-	1,213.97-	1,699.55	1,699.55	26,369.90	6.05	582.32-
1998	27,269.26	1,188.75-	1,188.75-	1,311.10	1,311.10	24,769.41	5.03	627.03-
1997	21,781.37	883.40-	883.40-	898.23	898.23	19,999.74	4.30	551.02-
1996	19,335.60	844.01-	844.01-	784.86	784.86	17,706.73	4.24	545.36-
1995	17,309.24	579.15-	579.15-	694.22	694.22	16,035.87	4.15	494.75-
1994	40,815.11	1,436.13-	1,436.13-	1,645.59	1,645.59	37,733.39	4.18	1,315.82-
1993	34,740.13	1,478.46-	1,478.46-	1,185.64	1,185.64	32,076.03	3.56	1,281.52-
1992	32,069.57	1,639.58-	1,639.58-	1,288.73	1,288.73	29,141.26	4.24	1,141.34-
1991	101,802.00	19,568.43-	19,568.43-	2,532.68	2,532.68	79,700.89	3.08	3,020.91-
****	23,849,054.01	140,119.01-	140,119.01-	19,699,487.78	19,699,487.78	4,009,447.22		20,062.07-

TAX COLLECTION SYSTEM
TAX COLLECTOR MONTHLY REPORT
FROM 07/01/2012 TO 06/30/2013

JURISDICTION: 0002 DRAINAGE DIST #1

	CERT TAXABLE VALUE	ADJUSTMENTS	ADJ TAX VALUE	TAX RATE	TAX LEVY	PAID ACCTS
	-----	-----	-----	-----	-----	-----
CURRENT YEAR	0	0	0	0.075000	1,151.30	0
	-----	-----	-----	-----	-----	-----

YEAR	TAXES DUE	MONTH ADJ	ADJUSTMENT YTD	LEVY PAID	PAID YTD	BALANCE	COLL %	YTD UNCOLL

2012	0.00	1,151.30	1,151.30	0.00	0.00	1,151.30		0.00
ADJUSTMENT REFUNDS		18,776.56-	18,776.56-					
2011	5,057.61	8,542.26	8,542.26	6,353.30	6,353.30	7,246.57	46.72	0.00
ADJUSTMENT REFUNDS		21,430.77-	21,430.77-					
2010	7,474.07	9,125.60	9,125.60	8,907.19	8,907.19	7,692.48	53.66	0.00
ADJUSTMENT REFUNDS		4,927.63-	4,927.63-					
2009	6,594.69	7,534.24	7,534.24	6,807.58	6,807.58	7,321.35	48.18	0.00
ADJUSTMENT REFUNDS		2,567.75-	2,567.75-					
2008	4,761.71	8,169.28	8,169.28	5,505.88	5,505.88	7,425.11	42.58	0.00
ADJUSTMENT REFUNDS		16,488.53-	16,488.53-					
2007	1,612.86	3,250.51	3,250.51	3,053.35	3,053.35	1,810.02	62.78	0.00
ADJUSTMENT REFUNDS		966.97-	966.97-					
2006	881.99	26.50-	26.50-	662.03	662.03	193.46	77.39	0.00
ADJUSTMENT REFUNDS		212.62-	212.62-					
2005	194.96	.00	0.00	39.95	39.95	155.01	20.49	0.00
ADJUSTMENT REFUNDS		188.17-	188.17-					
2004	184.54	.00	0.00	20.00	20.00	164.54	10.84	0.00
ADJUSTMENT REFUNDS		209.30-	209.30-					
2003	150.71	.00	0.00	38.09	38.09	112.62	25.27	0.00
2002	148.39	.00	0.00	23.98	23.98	124.41	16.16	0.00
2001	58.50	.00	0.00	25.51	25.51	32.99	43.61	0.00
2000	22.29	.00	0.00	22.29	22.29	0.00		0.00
1999	15.93	.00	0.00	15.93	15.93	0.00		0.00
ADJUSTMENT REFUNDS		6.34-	6.34-					
1997	3.13	.00	0.00	0.00	0.00	3.13		0.00
1994	296.20	.00	0.00	0.00	0.00	296.20		0.00
****	27,457.58	37,746.69	37,746.69	31,475.08	31,475.08	33,729.19		0.00
ADJUSTMENT REFUNDS		65,774.64-	65,774.64-					

TAX COLLECTION SYSTEM
 TAX COLLECTOR MONTHLY REPORT
 FROM 07/01/2012 TO 06/30/2013

FISCAL START: 07/01/2012 END: 06/30/2013 JURISDICTION: 0002 DRAINAGE DIST #1

	CERT TAXABLE VALUE	ADJUSTMENTS	ADJ TAX VALUE	TAX RATE	TAX LEVY	PAID ACCTS
	-----	-----	-----	-----	-----	-----
CURRENT YEAR	0	0	0	0.075000	1,151.30	0
	-----	-----	-----	-----	-----	-----

YEAR	TAXES DUE	MONTH ADJ	ADJUSTMENT YTD	LEVY PAID	PAID YTD	BALANCE	COLL %	YTD UNCOLL
	-----	-----	-----	-----	-----	-----	-----	-----
2012	0.00	1,151.30	1,151.30	0.00	0.00	1,151.30		0.00
2011	5,057.61	8,542.26	8,542.26	6,353.30	6,353.30	7,246.57	46.72	0.00
2010	7,474.07	9,125.60	9,125.60	8,907.19	8,907.19	7,692.48	53.66	0.00
2009	6,594.69	7,534.24	7,534.24	6,807.58	6,807.58	7,321.35	48.18	0.00
2008	4,761.71	8,169.28	8,169.28	5,505.88	5,505.88	7,425.11	42.58	0.00
2007	1,612.86	3,250.51	3,250.51	3,053.35	3,053.35	1,810.02	62.78	0.00
2006	881.99	26.50-	26.50-	662.03	662.03	193.46	77.39	0.00
2005	194.96	.00	0.00	39.95	39.95	155.01	20.49	0.00
2004	184.54	.00	0.00	20.00	20.00	164.54	10.84	0.00
2003	150.71	.00	0.00	38.09	38.09	112.62	25.27	0.00
2002	148.39	.00	0.00	23.98	23.98	124.41	16.16	0.00
2001	58.50	.00	0.00	25.51	25.51	32.99	43.61	0.00
2000	22.29	.00	0.00	22.29	22.29	0.00		0.00
1999	15.93	.00	0.00	15.93	15.93	0.00		0.00
1997	3.13	.00	0.00	0.00	0.00	3.13		0.00
1994	296.20	.00	0.00	0.00	0.00	296.20		0.00
****	27,457.58	37,746.69	37,746.69	31,475.08	31,475.08	33,729.19		0.00

TAX COLLECTION SYSTEM
TAX COLLECTOR MONTHLY REPORT
FROM 07/01/2012 TO 06/30/2013

JURISDICTION: 0002 DRAINAGE DIST #1

	CERT TAXABLE VALUE	ADJUSTMENTS	ADJ TAX VALUE	TAX RATE	TAX LEVY	PAID ACCTS
CURRENT YEAR	26,444,329.673	39,434,731-	26,404,894,942	0.075000	19,823,518.03	269,016

YEAR	TAXES DUE	MONTH ADJ	ADJUSTMENT YTD	LEVY PAID	PAID YTD	BALANCE	COLL %	YTD UNCOLL
2012	19,853,461.61	29,943.58-	29,943.58-	18,440,637.14	18,440,637.14	1,382,880.89	93.02	61.30-
	ADJUSTMENT REFUNDS	18,776.56-	18,776.56-					
2011	1,358,740.28	18,128.46-	18,128.46-	709,262.94	709,262.94	631,348.88	52.91	402.47-
	ADJUSTMENT REFUNDS	21,430.77-	21,430.77-					
2010	730,329.02	1,526.09-	1,526.09-	251,790.97	251,790.97	477,011.96	34.55	1,053.59-
	ADJUSTMENT REFUNDS	4,927.63-	4,927.63-					
2009	534,335.21	2,127.69	2,127.69	147,354.18	147,354.18	389,108.72	27.47	1,558.41-
	ADJUSTMENT REFUNDS	2,567.75-	2,567.75-					
2008	373,798.23	3,443.20	3,443.20	81,601.99	81,601.99	295,639.44	21.63	1,772.06-
	ADJUSTMENT REFUNDS	16,488.53-	16,488.53-					
2007	203,557.63	14,435.34-	14,435.34-	35,077.94	35,077.94	154,044.35	18.55	794.18-
	ADJUSTMENT REFUNDS	966.97-	966.97-					
2006	113,880.19	3,127.14-	3,127.14-	16,131.93	16,131.93	94,621.12	14.57	698.92-
	ADJUSTMENT REFUNDS	212.62-	212.62-					
2005	96,544.64	2,968.73-	2,968.73-	10,906.75	10,906.75	82,669.16	11.66	689.61-
	ADJUSTMENT REFUNDS	188.17-	188.17-					
2004	81,106.93	3,020.92-	3,020.92-	8,194.19	8,194.19	69,891.82	10.49	837.41-
	ADJUSTMENT REFUNDS	209.30-	209.30-					
2003	61,978.14	1,937.75-	1,937.75-	6,107.24	6,107.24	53,933.15	10.17	726.80-
2002	56,400.67	1,595.64-	1,595.64-	5,258.52	5,258.52	49,546.51	9.59	662.87-
2001	51,338.36	1,427.92-	1,427.92-	4,162.61	4,162.61	45,747.83	8.34	681.54-
2000	36,319.72	999.76-	999.76-	2,419.93	2,419.93	32,900.03	6.85	562.84-
1999	29,299.35	1,213.97-	1,213.97-	1,715.48	1,715.48	26,369.90	6.11	582.32-
	ADJUSTMENT REFUNDS	6.34-	6.34-					
1998	27,269.26	1,188.75-	1,188.75-	1,311.10	1,311.10	24,769.41	5.03	627.03-
	ADJUSTMENT REFUNDS	6.76-	6.76-					
1997	21,784.50	883.40-	883.40-	898.23	898.23	20,002.87	4.30	551.02-
1996	19,335.60	844.01-	844.01-	784.86	784.86	17,706.73	4.24	545.36-
	ADJUSTMENT REFUNDS	.33-	.33-					
1995	17,309.24	579.15-	579.15-	694.22	694.22	16,035.87	4.15	494.75-
1994	41,111.31	1,436.13-	1,436.13-	1,645.59	1,645.59	38,029.59	4.15	1,315.82-
1993	34,740.13	1,478.46-	1,478.46-	1,185.64	1,185.64	32,076.03	3.56	1,281.52-
1992	32,069.57	1,639.58-	1,639.58-	1,288.73	1,288.73	29,141.26	4.24	1,141.34-
1991	101,802.00	19,568.43-	19,568.43-	2,532.68	2,532.68	79,700.89	3.08	3,020.91-
****	23,876,511.59	102,372.32-	102,372.32-	19,730,962.86	19,730,962.86	4,043,176.41		20,062.07-
	ADJUSTMENT REFUNDS	65,781.73-	65,781.73-					

TAX COLLECTION SYSTEM
 TAX COLLECTOR MONTHLY REPORT
 FROM 07/01/2012 TO 06/30/2013

FISCAL START: 07/01/2012 END: 06/30/2013 JURISDICTION: 0002 DRAINAGE DIST #1

	CERT TAXABLE VALUE	ADJUSTMENTS	ADJ TAX VALUE	TAX RATE	TAX LEVY	PAID ACCTS
	-----	-----	-----	-----	-----	-----
CURRENT YEAR	26,444,329,673	39,434,731-	26,404,894,942	0.075000	19,823,518.03	269,016
	-----	-----	-----	-----	-----	-----

YEAR	TAXES DUE	MONTH ADJ	ADJUSTMENT YTD	LEVY PAID	PAID YTD	BALANCE	COLL %	YTD UNCOLL
	-----	-----	-----	-----	-----	-----	-----	-----
2012	19,853,461.61	29,943.58-	29,943.58-	18,440,637.14	18,440,637.14	1,382,880.89	93.02	61.30-
2011	1,358,740.28	18,128.46-	18,128.46-	709,262.94	709,262.94	631,348.88	52.91	402.47-
2010	730,329.02	1,526.09-	1,526.09-	251,790.97	251,790.97	477,011.96	34.55	1,053.59-
2009	534,335.21	2,127.69	2,127.69	147,354.18	147,354.18	389,108.72	27.47	1,558.41-
2008	373,798.23	3,443.20	3,443.20	81,601.99	81,601.99	295,639.44	21.63	1,772.06-
2007	203,557.63	14,435.34-	14,435.34-	35,077.94	35,077.94	154,044.35	18.55	794.18-
2006	113,880.19	3,127.14-	3,127.14-	16,131.93	16,131.93	94,621.12	14.57	698.92-
2005	96,544.64	2,968.73-	2,968.73-	10,906.75	10,906.75	82,669.16	11.66	689.61-
2004	81,106.93	3,020.92-	3,020.92-	8,194.19	8,194.19	69,891.82	10.49	837.41-
2003	61,978.14	1,937.75-	1,937.75-	6,107.24	6,107.24	53,933.15	10.17	726.80-
2002	56,400.67	1,595.64-	1,595.64-	5,258.52	5,258.52	49,546.51	9.59	662.87-
2001	51,338.36	1,427.92-	1,427.92-	4,162.61	4,162.61	45,747.83	8.34	681.54-
2000	36,319.72	999.76-	999.76-	2,419.93	2,419.93	32,900.03	6.85	562.84-
1999	29,299.35	1,213.97-	1,213.97-	1,715.48	1,715.48	26,369.90	6.11	582.32-
1998	27,269.26	1,188.75-	1,188.75-	1,311.10	1,311.10	24,769.41	5.03	627.03-
1997	21,784.50	883.40-	883.40-	898.23	898.23	20,002.87	4.30	551.02-
1996	19,335.60	844.01-	844.01-	784.86	784.86	17,706.73	4.24	545.36-
1995	17,309.24	579.15-	579.15-	694.22	694.22	16,035.87	4.15	494.75-
1994	41,111.31	1,436.13-	1,436.13-	1,645.59	1,645.59	38,029.59	4.15	1,315.82-
1993	34,740.13	1,478.46-	1,478.46-	1,185.64	1,185.64	32,076.03	3.56	1,281.52-
1992	32,069.57	1,639.58-	1,639.58-	1,288.73	1,288.73	29,141.26	4.24	1,141.34-
1991	101,802.00	19,568.43-	19,568.43-	2,532.68	2,532.68	79,700.89	3.08	3,020.91-
****	23,876,511.59	102,372.32-	102,372.32-	19,730,962.86	19,730,962.86	4,043,176.41		20,062.07-

02/19/2013 15:57:13 1371013
 TC298-D SELECTION: DEPOSIT
 RECEIPT DATE: ALL

TAX COLLECTION SYSTEM
 DEPOSIT DISTRIBUTION
 FROM: 02/16/2013 THRU 02/16/2013
 JURISDICTION: 0002 DRAINAGE DIST #1

YEAR	FUND	TAX RATE	LEVY PAID	DISCOUNT GIVEN	PENALTY INTEREST	TIF AMOUNT	DISBURSE TOTAL	ATTORNEY	OTHER FEES	REFUND AMOUNT	PAYMENT AMOUNT
2012	M & O	.045400	54,554.40	.00	11,991.49	.00	66,545.89	.00	.00	.00	66,545.89
	I & S	.029600	35,568.39	.00	7,818.05	.00	43,386.44	.00	.00	.00	43,386.44
	TOTAL	.075000	90,122.79	.00	19,809.54	.00	109,932.33	.00	.00	.00	109,932.33
ALL	M & O		54,554.40	.00	11,991.49	.00	66,545.89	.00	.00	.00	66,545.89
ALL	I & S		35,568.39	.00	7,818.05	.00	43,386.44	.00	.00	.00	43,386.44
ALL	TOTAL		90,122.79	.00	19,809.54	.00	109,932.33	.00	.00	.00	109,932.33
DLQ	M & O		.00	.00	.00	.00	.00	.00	.00	.00	.00
DLQ	I & S		.00	.00	.00	.00	.00	.00	.00	.00	.00
DLQ	TOTAL		.00	.00	.00	.00	.00	.00	.00	.00	.00
CURR	M & O		54,554.40	.00	11,991.49	.00	66,545.89	.00	.00	.00	66,545.89
CURR	I & S		35,568.39	.00	7,818.05	.00	43,386.44	.00	.00	.00	43,386.44
CURR	TOTAL		90,122.79	.00	19,809.54	.00	109,932.33	.00	.00	.00	109,932.33

AI-39853

5.

DRAINAGE DISTRICT

Meeting Date: 07/30/2013

Submitted By: Jaime Salazar, DRAINAGE DISTRICT

Department: DRAINAGE DISTRICT

Information

CAPTION

A.) Requesting approval of final negotiated contract with Edwards Abstract and Title Co. for "Title Company Services" as it relates to J-09 Project. Approved for negotiations by the Hidalgo County Drainage District No.1 Board of Directors on June 25, 2013.

B.) Requesting approval of final negotiated contract with Valley Land & Title Co. for "Title Company Services" as it relates to J-09 Project. Approved for negotiations by the Hidalgo County Drainage District No. 1 Board of Directors on June 25, 2013.

C.) Requesting approval of Work Authorization No. 4 in the amount of \$10,342.02 to L&G Engineering for Surveying Services as it relates to Faysville Drainage Improvement Project.

BACKGROUND

Attachments

Edwards Abstract

Valley Land

WA No.4 L&G Engineering

Form Review

Inbox	Reviewed By	Date
Budget & Management	Obdett Calzada	07/24/2013 02:06 PM
Final Approval	Monica Badillo	07/25/2013 02:59 PM
Form Started By: Jaime Salazar		Started On: 07/24/2013 10:43 AM
	Final Approval Date: 07/25/2013	



July 22, 2013

Hidalgo County Drainage District No. 1
Attention: Mr. Jaime J. Salazar
902 N. Doolittle
Edinburg, TX 78542

Re: Proposal J-09 Project

Dear Mr. Salazar:

Thank you for contacting Edwards Abstract and Title Co. in connection with the above referenced project. It is my understanding from previous telephone conversations that the law firm of Atlas, Hall & Rodriguez, L.L.P. will be handling the legal work, document preparation and closing of the various takings that will occur in connection with the project, and that you would like to know how much title insurance for each taking would cost.

As you know, title insurance premiums are heavily regulated by the Texas Department of Insurance (TDI); and, premiums for owner policies of title insurance are calculated based on the sale price. Currently, \$238.00 is the premium for an owner policy of title insurance in an amount equal to or less than \$10,000.00. I am attaching a copy of a premium calculation card that will give you an idea of policy premium amounts for other sale prices based on current TDI regulations.

We stand ready to issue commitments for title insurance as soon as you give the word.

Sincerely,

EDWARDS ABSTRACT AND TITLE CO.

Rene Correa

RC:rc

Enclosures: As stated

- | | | |
|---|--|--|
| 717 N. Expressway
Brownsville, Texas 78520
(956) 542-6777
Fax (956) 544-0592 | 3111 W. Freddy Gonzalez Drive
Edinburg, Texas 78539
(956) 383-4951
Fax (956) 383-5443 | 222 E. Van Buren, Ste. 101
Harlingen, Texas 78550
(956) 425-6777
Fax (956) 440-1235 |
| 4228 N. McColl Road
McAllen, Texas 78504
(956) 682-4951
Fax (956) 631-3504 | 2506 E. Griffin Parkway
Mission, Texas 78572
(956) 583-1220
Fax (956) 583-1798 | 2009 Padre Blvd.
South Padre Island, Tx. 78597
(956) 761-6777
Fax (956) 761-4613 |
| | | 2290 W. Pike Blvd. Ste 101
Weslaco, Texas 78596
(956) 973-9654
Fax (956) 289-3026 |

Effective May 1, 2013

Policies up to & including	Basic Premium	Policies up to & including	Basic Premium	Policies up to & including	Basic Premium	Policies up to & including	Basic Premium
10,000	238	32,500	398	55,000	556	77,500	716
10,500	242	33,000	401	55,500	559	78,000	720
11,000	244	33,500	405	56,000	565	78,500	725
11,500	248	34,000	408	56,500	568	79,000	729
12,000	252	34,500	412	57,000	571	79,500	730
12,500	255	35,000	415	57,500	575	80,000	734
13,000	260	35,500	419	58,000	579	80,500	738
13,500	264	36,000	422	58,500	581	81,000	742
14,000	267	36,500	426	59,000	585	81,500	744
14,500	270	37,000	429	59,500	589	82,000	748
15,000	272	37,500	433	60,000	593	82,500	753
15,500	276	38,000	437	60,500	597	83,000	757
16,000	280	38,500	441	61,000	600	83,500	759
16,500	284	39,000	443	61,500	603	84,000	762
17,000	288	39,500	447	62,000	607	84,500	767
17,500	292	40,000	450	62,500	611	85,000	770
18,000	296	40,500	455	63,000	613	85,500	773
18,500	298	41,000	457	63,500	617	86,000	776
19,000	301	41,500	462	64,000	621	86,500	781
19,500	304	42,000	465	64,500	625	87,000	785
20,000	309	42,500	469	65,000	628	87,500	788
20,500	312	43,000	471	65,500	631	88,000	791
21,000	317	43,500	475	66,000	635	88,500	795
21,500	320	44,000	479	66,500	640	89,000	799
22,000	324	44,500	483	67,000	644	89,500	801
22,500	327	45,000	487	67,500	645	90,000	804
23,000	330	45,500	490	68,000	649	90,500	809
23,500	333	46,000	493	68,500	653	91,000	813
24,000	337	46,500	497	69,000	656	91,500	817
24,500	340	47,000	499	69,500	659	92,000	819
25,000	345	47,500	503	70,000	664	92,500	823
25,500	348	48,000	508	70,500	668	93,000	827
26,000	352	48,500	512	71,000	672	93,500	831
26,500	355	49,000	515	71,500	674	94,000	832
27,000	358	49,500	518	72,000	677	94,500	837
27,500	361	50,000	522	72,500	681	95,000	842
28,000	365	50,500	525	73,000	685	95,500	845
28,500	368	51,000	527	73,500	688	96,000	847
29,000	373	51,500	531	74,000	692	96,500	851
29,500	376	52,000	536	74,500	696	97,000	855
30,000	380	52,500	540	75,000	700	97,500	859
30,500	383	53,000	543	75,500	702	98,000	862
31,000	387	53,500	547	76,000	706	98,500	866
31,500	390	54,000	550	76,500	709	99,000	870
32,000	393	54,500	553	77,000	713	99,500	873
						100,000	875

PREMIUM Calculations

Policies of \$100,001 - \$1,000,000

1. Subtract \$100,000 from the policy amount
2. Multiply result in (1) by \$0.00554 and round to the nearest whole dollar
3. Add \$875 to the result in (2).

Policies of \$1,000,001 - \$5,000,000

1. Subtract \$1,000,000 from the policy amount
2. Multiply result in (1) by \$0.00456 and round to the nearest whole dollar
3. (3) Add \$5,861 to the result in (2).

Policies of \$5,000,001 - \$15,000,000

1. Subtract \$5,000,000 from the policy amount
2. Multiply result in (1) by \$0.00376 and round to the nearest whole dollar
3. Add \$24,101 to the result in (2).

Policies of \$15,000,001 - \$25,000,000

1. Subtract \$15,000,000 from the policy amount
2. Multiply result in (1) by \$0.00267 and round to the nearest whole dollar
3. Add \$61,701 to the result in (2).

Policies in excess of \$25,000,000

1. Subtract \$25,000,000 from the policy amount
2. Multiply result in (1) by \$0.00180 and round to the nearest whole dollar
3. Add \$88,401 to the result in (2).

Valley Land Title Co.

612 Nolana, Suite 570
McAllen, Tx 78504
(956) 383-2708
Fax (956) 217-3190
www.rodriquezp@valleylandtitleco.com

July 10, 2013

Mr. Jaime Salazar, Buyer
Hidalgo County Drainage District No. 1
902 N. Doolittle
Edinburg, TX 78542


RE: HCDD1 J-09 Project Title Company Services

Dear Mr. Salazar,

In reference to the properties requiring title reports for HCDD1 J-09 Project, please be advised that the cost per parcel for a title report is \$350.00. Should the District ultimately purchase any of these parcels, Valley Land Title Co. will provide a credit in the amount of \$350 per parcel against the premium expense for purchasing an owner's title policy.

I trust this is responsive to your documentation requirements. Please contact me if you need additional information or have any questions. We are extremely proud to be assisting you in this critical venture.

Sincerely,



Paul R. Rodriguez
Chief Executive Officer

EXHIBIT "E"

PROFESSIONAL ENGINEERING SERVICES CONTRACT #

WORK AUTHORIZATION FORM

WORK AUTHORIZATION NO. 4

THIS WORK AUTHORIZATION is made pursuant to the terms and conditions of Section I.A. of the Agreement made by and between Hidalgo County Drainage District #1 hereinafter called the "Owner", and L&G Engineering, professional engineers hereinafter called "Engineer".

PART 1. SCOPE OF WORK

The purpose of this Work Authorization is for the Engineer to provide
Surveying Services as described in Exhibit B of the Contract and this WA.

The scope of services to be provided by the Owner is identified in EXHIBIT "A"-
Scope of Services to be provided by the Owner attached hereto.

The scope of services to be provided by the Engineer is identified in EXHIBIT "B"
– Scope of Services to be provided by the Engineer attached hereto.

PART 2. ESTIMATED COST

The estimated cost for services under this Work Authorization is \$10,342.02. This amount is based upon the costs outlined in the Estimated Cost Proposal attached hereto as EXHIBIT "D".

PART 3. PAYMENT

Compensation and payment to the Engineer for the services established under this Work Authorization shall be made in accordance with Article/Part/Section 6/1/1 of the Agreement.

PART 4. FUNDING

This Work Authorization No. 4 shall be funded through funding source:
Account No. _____
Requisition Number _____

PART 5. PERIOD OF SERVICE

This Work Authorization shall become effective on the date of final acceptance of the parties hereto, and terminate upon completion of scopes of the work authorization.

PART 6. RESPONSIBILITIES AND OBLIGATIONS

This Authorization does not waive the parties' responsibilities and obligations provided under the Agreement.

PART 7. ACKNOWLEDGEMENT AND CONFIRMATION

Acknowledgement and confirmation by Jaime J. Salazar as to content and detail of this Work Authorization No. 4.

BY: _____

PART 8. ACCEPTANCE AND APPROVAL

This Work Authorization is hereby accepted, approved by the Hidalgo County Drainage District No. 1 and L&G Engineering as indicated below and effective as of ____ day of _____, 20__.

THE ENGINEER:



Mr. Jacinto Garza, P.E.
President – L&G Engineering

THE OWNER:

Chairman of the Board
Hidalgo County Drainage District No. 1

APPROVED AS TO FORM:

ATLAS, HALL, & RODRIGUEZ, LLP

BY:

EXHIBIT "A"
Services to be provided by the Owner

1. The County will issue work authorization to initiate all required services and designate the authorized representative of the coordination of each work authorization.
2. The County will provide the Engineer with on-going guidance, timely reviews, and decisions necessary to complete services required by the work authorization in order to permit the Engineer to maintain an agreed upon project schedule.
3. The County will process all acceptable requests for payment in a timely manner.

EXHIBIT “B”

Services to be provided by the Engineer

PROJECT INFO:

- **Project Name:** RD - Faysville Lateral Project
- **Project Limits:** From US 281, West 1.1 Miles, to Raymondville Drain Alignment

GENERAL SCOPE OF WORK:

The work to be performed by the Engineer under this Contract shall consist of providing Engineering Services required for the preparation of a Schematic, Preliminary ROW Ownership, Environmental Assessment – Phase I, Limited Public Involvement w/ Affected Land Owners, Design Surveys and ROW Determination, Compensable Utilities Management, Outfall Identification and Hydrologic Map, Utility coordination, Geotechnical Engineering, and PS&E Development. In addition, this scope also includes ROW acquisition provider services.

The **Engineer** will furnish all equipment, materials, supplies, and incidentals as needed to perform the services required by this contract, except as otherwise specified in Exhibit A, “Services to be Provided by the Owner”.

GENERAL SCOPE OF WORK:

The Scope of Work for this Work Authorization will be identified as follows:

- **Design Surveys/Construction Staking**

DESIGN SURVEYING/CONSTRUCTION STAKING

A. Design Survey

1. The **Surveyor** shall provide construction staking for the open ditch (approximately 3800’).
2. The **Surveyor** shall provide construction staking for the 72” RCP (approximately 259’).
3. The **Surveyor** shall provide construction staking for the 72” CMP (approximately 937’).
4. The **Surveyor** shall provide construction staking for the 24” Corrugated PVC (approximately 212’).
5. The **Surveyor** shall provide construction staking for 2 inlets.
6. The **Surveyor** shall provide construction staking for one manhole.
7. The **Surveyor** shall provide construction staking for the Jack & Bore locations.

EXHIBIT D - Work Authorization#4
Survey Services

RD - Faysville Lateral Project
US281 East to Raymondville Drain Alignment
HIDALGO COUNTY DRAINAGE DISTRICT #1 and PCT #4

TASK	MANHOURS														L&G TOTAL HOURS	Sub-Contract Amount (See Exhibit D-2 for Geo & D-3 for Survey)		
	Senior Project Manager	Senior Engineer	Project Engineer	Design Engineer	EIT	Senior Engineer Tech	CAAD Operator	ROW Administrator	Biologist	Senior Environmental Scientist	Environmental Scientist	Admin / Clerical						
1 Construction Staking, Coordination & Review	1					2									2	9	\$	9,403.90
2 SUB - Design Survey Construction Staking																		
Subtotal Hours	1	0	2	2	0	2	0	0	0	0	0	0	0	2	9			
Contract Hourly Rate	\$ 72,000	\$ 60,000	\$ 43,000	\$ 38,000	\$ 56,000	\$ 25,000	\$ 21,000	\$ 34,000	\$ 16,000	\$ 43,000	\$ 25,000	\$ 18,000	\$ 36,000	\$ 11,311				
Direct Salary Cost	\$ 72,000	\$ -	\$ 86,000	\$ 76,000	\$ -	\$ 50,000	\$ -	\$ -	\$ -	\$ -	\$ -	\$ -	\$ -	\$ -	\$ 18,000			
Overhead Multiplier	\$ 16,440	\$ -	\$ 139,111	\$ 122,955	\$ -	\$ 80,888	\$ -	\$ -	\$ -	\$ -	\$ -	\$ -	\$ -	\$ -	\$ 58,233			
Fixed Fee	\$ 22,622	\$ -	\$ 27,011	\$ 23,877	\$ -	\$ 15,711	\$ -	\$ -	\$ -	\$ -	\$ -	\$ -	\$ -	\$ -	\$ 11,311			
Total Labor Costs	\$ 211,082	\$ -	\$ 252,722	\$ 222,800	\$ -	\$ 146,588	\$ -	\$ -	\$ -	\$ -	\$ -	\$ -	\$ -	\$ 105,544	\$ 9,386,122	\$	9,403,900	

Contract Total \$ 10,342,02

AI-39894

6.

DRAINAGE DISTRICT

Meeting Date: 07/30/2013

Submitted By: Sylvia Sanchez, DRAINAGE
DISTRICT

Department: DRAINAGE DISTRICT

Information

CAPTION

A. Consideration and approval of Interlocal Cooperation Agreement Between Hidalgo County and Hidalgo County Drainage District No. 1 Concerning the sale of Aguilar Pond and Dickerson Pond Real Property to Hidalgo County Drainage District No.1.

B. Approval of Closing documents for purchase of Aguilar and Dickerson Pond tracts of real property and authority for Chairman of Board of Directors to execute same.

BACKGROUND

Form Review

Inbox	Reviewed By	Date
Budget & Management	Obdett Calzada	07/25/2013 01:48 PM
Final Approval	Monica Badillo	07/25/2013 02:59 PM
Form Started By: Sylvia Sanchez		Started On: 07/25/2013 09:44 AM
	Final Approval Date: 07/25/2013	